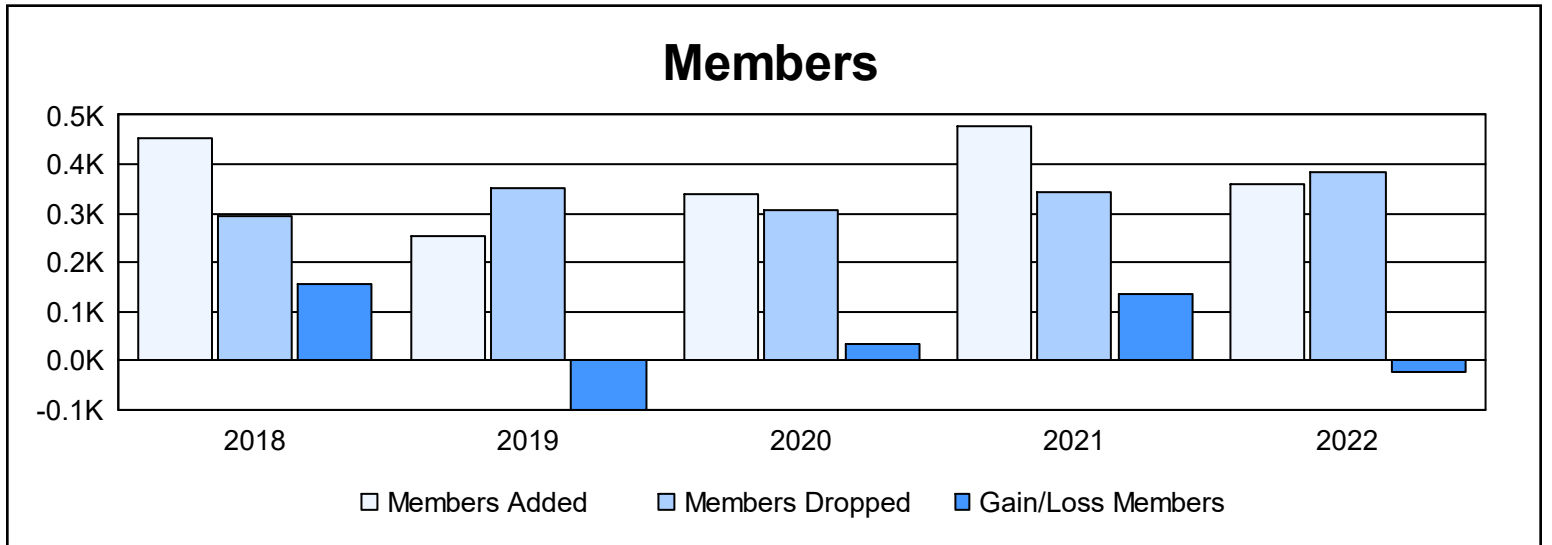
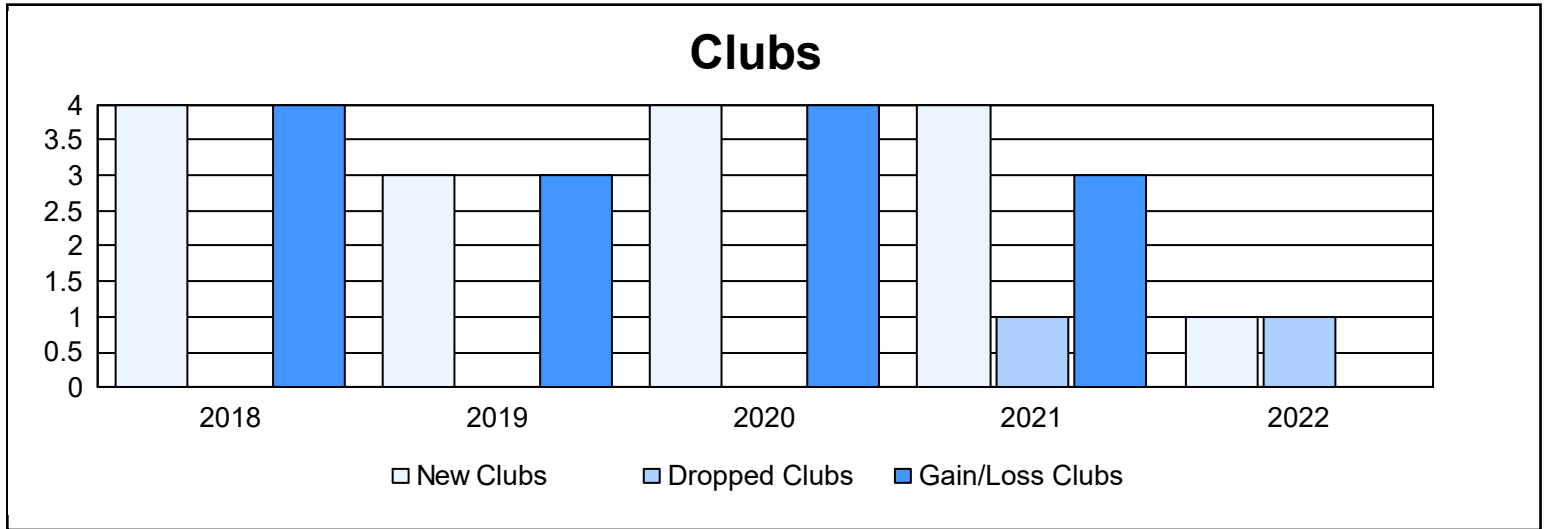
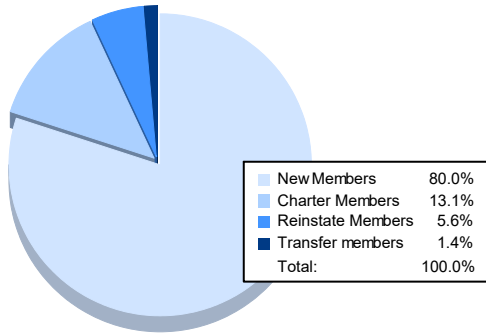


Year	New Clubs	Dropped Clubs	Gain/ Loss Clubs	New Members	Charter Members	Reinstate Members	Transfer Members	Total Member Added	Total Members Dropped	Gain/ Loss Members
2017-2018	4	0	4	315	120	5	11	451	295	156
2018-2019	3	0	3	178	72	3	0	253	353	-100
2019-2020	4	0	4	189	133	15	4	341	307	34
2020-2021	4	1	3	336	128	12	3	479	344	135
2021-2022	1	1	0	288	47	20	5	360	384	-24
<b>Average</b>	<b>3</b>	<b>0</b>	<b>3</b>	<b>261</b>	<b>100</b>	<b>11</b>	<b>5</b>	<b>377</b>	<b>337</b>	<b>40</b>



### Membership Composition June 2022 Cumulative



### Gender Composition June 2022 Cumulative

